

Let's start with this amazing quote:

“I feel like I’m in the Stone Age when I’m on Facebook or Twitter. They have no value without what you’re contributing to them. If Facebook doesn’t respond to this, things can change very quickly. They should be very concerned.”

Why do we post endlessly on Facebook, and yet get nothing for our time? Meanwhile, Facebook is one of the richest companies on the planet. Facebook is richer than most countries. Let that sink in for a second.

Well, get ready for a revolution. Once you realize that you can get paid for your posts, you will never look at social media the same way. You will be hooked. Just like I am. This paid-to-post trend is legitimate, and it's here to stay.

Websites That Pay Users With Blockchain Aim to Disrupt Facebook:

<https://www.bloomberg.com/news/articles/2018-02-27/websites-using-blockchain-to-pay-users-aim-to-disrupt-facebook>

Attention Economy

Your attention is a scarce commodity. Your time is precious. Your focus is worth money. This is the complete opposite of Facebook and Twitter.

These new social media sites are built on this realization. Without you, Facebook would be nothing. Without you, Twitter would go bankrupt. Does anyone remember what happened to MySpace? Since your attention has real value, you should be rewarded for it. That's the revolution that's happening in social media right now.

"Attention is a resource - a person has only so much of it."

https://en.m.wikipedia.org/wiki/Attention_economy

Social Media Sites That Pay You to Post

Guess what? There are plenty of paid-to-post social media sites. And more are popping up all the time. Social media sites that pay you to participate are the future. And the future is here now:

<https://www.minds.com>

<https://d.tube>

<https://www.synereo.com>

<https://www.yours.org>

<https://akasha.world>
<https://lbry.io>
<https://adzbuzz.com/z/welcome>
<https://popchest.com>
<https://www.ongcoin.com>
<https://www.augur.net>
<https://www.cryptokitties.co>
<https://steemit.com>

You can make money on any and all of these, and I highly recommend that you do. But let's pick just one of them so that we can learn the basics. Once you know the basics, you can profit from all of these sites.

So let's focus on Steemit. Why? Steemit is fun, the community is filled with good people, and Steemit is definitely profitable.

What is Steemit?

Steemit is a social network that pays its community. It's based on a cryptocurrency called Steem. When you post on Steemit, your post becomes a permanent part of the blockchain.

The Secret of Steemit

Everything about Steemit is incentivized to build the Steemit Community. Once you understand this, you can prosper on Steemit. I will go over the exact strategy a little later in this guide.

I love when people's lives are changed for the better. It inspires me, and makes me search for new solutions to old problems. Check out these two success stories on Steemit:






I'm homeless but not forgotten:

<https://steemit.com/homeless/@brookdemar/i-m-homeless-but-not-forgotten>

homeless

🕒 2 years ago by **brookdemar** (60) ▼

📈 \$10,360.53 ▼ | 960 votes ▼

Reply | 💬 255 |     

How Steemit Has Changed My Life: From living on \$1/day and 3 hours of electricity to Having over \$41,319:

<https://steemit.com/steem/@infovore/how-steemit-has-changed-my-life-from-living-on-usd1-day-and-3-hours-of-electricity-to-having-over-usd41-319>

steem introduceyourself steemit bitcoin life steem-ideas

🕒 2 years ago by **infovore** (72) ▾

📈 \$18,019.49 ▾ | 1567 votes ▾

Reply | 💬 506 |     

The first post made over \$10,000 dollars, and the second post made over \$18,000 dollars. Both people were greatly helped by the Steemit community in a life-changing way. To me, this is truly inspiring. And this is one of the reasons I believe that social media sites like Steemit are the future.

By the way, did you notice the comment that made \$479 dollars? Yes, you can upvote comments too. And you can make money from commenting.

Sort Order: **Trending** ▼



madhatting (52) ▼ · 2 years ago

[-]

Me and my puppy were homeless all winter living in my jeep. We're finally doing better! Best of luck!



\$479.00 ▼

31 votes ▼

Reply



brookdemar (60) ▼ · 2 years ago

[-]

i'll make sure to print out the comments and this picture for him.



\$1.87 ▼

14 votes ▼

Reply

Signing Up to Steemit

Signing up is free, but after you sign up, there is a 15-day wait for approval:

<https://signup.steemit.com>

If you want to sign up and be approved almost immediately, you can use an authorized service to sign up:

<https://www.steemcreate.com/>

<https://anon.steem.network/>

Protect Your Password!

Your Steemit password is obviously worth money. And will be worth more as you participate on the site. It's best to be a little paranoid and bolt down down your password right away:

<https://steemit.com/basictraining/@jerrybanfield/introducing-28-days-of-steem-basic-training-what-next-after-account-approval-1>

Use SteemConnect

SteemConnect is a secure layer that allows you to easily log into Steemit and all the apps that work with Steemit. Those apps are called Decentralized Applications, or Dapps.

<https://steemconnect.com/>

How to Use SteemConnect:

<https://youtu.be/lpGgBHUF2AI>

Your Profile Picture

You want to be genuine on Steemit. You want to be real. You want to share in an honest way. Therefore, it's very important to show your face.



How Can We Get Rid of Our ""Addictions""? This Post is a Very Powerful Analogy for You to Start Reprogramming Your Mindset and Reaching Your Goals ...



chbartist (77) in mindset • 2 hours ago

Hi my friends! How are you?

Today I would like to make a very important analogy so that you can
reprogram your Mindset urgently to begin step by step eliminating anything

- Feed
- Blog
- Comments
- Replies
- Wallet
- Toggle Night Mode
- Change Password
- Settings
- Logout

Settings

Public Profile Settings

Profile picture url

[Upload an image](#)

Cover image url

[Upload an image](#)

Display Name

Your Cover Image

Same idea here as your Profile Picture. Pick an image that is fun, dramatic, beautiful, interesting. But most importantly, pick an image that is related to the overall theme of your posts.

If you are on Steemit to show people how to restore classic cars, then your Cover Image will be an image of a classic car. Or maybe you under the hood of a classic car. Or you driving that car with a big smile on your face. You get the general idea.

Best Size For Steemit Cover Photo:

<https://steemit.com/steemit/@vidcha/steemit-cover-image-size-best-size-for-steemit-cover-photo>

Great search engine for free stock photos:

<https://www.everypixel.com/>

Use a Markdown Editor

Using a Markdown Editor can make your life a lot easier. And that's a good thing!

Steemit Markdown Basics for Beginners:

<https://steemit.com/steemit/@thecryptofiend/markdown-basics-for-beginners>

The Power of Tags

When you create a post, you assign tags to it. Tags are very important because the tags you choose will put your post in specific categories. Some of those categories are quite popular and can make a big difference in how much attention your post gets.

Here are the tags:

<https://steemit.com/tags>

Great tips here:

<https://steemit.com/steemit/@walkingkeys/5-tips-on-using-tags-to-get-more-exposure-on-steemit>

Let's go over some basic terms so that we are all on the same page:

Steem

Steem is a crypto currency that powers the social network called Steemit.

Steemit

A social network that pays its community.

Steem Dollars (SBD)

Steem Dollars are always equivalent to one US dollar. This is very important because you don't have to worry about the fluctuating value of Steem. You always get paid the equivalent in USD.

Steem Power

Steem Power (or SP) is a token symbolizing how much power you have inside the Steemit platform. When you have a lot of SP, your votes count more in the system.

Upvote

When you upvote a post, you are not giving Steem from your personal account. You are giving Steem from a brand new pool of Steem that is created every day.

Your upvote rewards the creator of the post with Steem, and you also get rewarded with some Steem. How do you like that?

The more Steem Power you have, the more your upvote is worth. Remember, you can also upvote comments. And it works the same way as upvoting a post: The person who commented gets a reward, and so do you.

Below, you can see the little green arrow that points up. That is the upvote button:

writing story travel borders memoir

🕒 3 hours ago by johndennehy (68) ▾

📈 \$171.29 ▾ | 472 votes ▾

👉 Reply | 💬 2 |     

Upvote Re-charge

Voting is set up so that people have an incentive to vote each day, but not to vote too many times per day. When you vote 10 times in one day, your voting power decreases by 20%. You must wait until the next day for your voting power to re-charge to a full 100%.

Curation Rewards

What is curation? Curation simply means you are pointing something out that will help or interest people. You are picking a post out of thousands of posts because you believe it might be helpful to people.

You curate by upvoting a post. When you upvote a post, that post gets attention. If that post gets attention, you get paid. You are getting paid because the Steemit community is thanking you for bringing that post to their attention.

NOTE: You can also curate comments.

<https://steemit.com/steemit/@calamus056/curation-rewards-explained-in-great-detail>

Flag

Flagging a post can remove rewards and make a post less visible. Reasons to flag a post:

Disagreement on rewards

Fraud or Plagiarism

Hate Speech or Internet Trolling

Intentional miss-categorized content or Spam

At the very top of a post, in the upper right corner, you will see a little flag icon. But please use it carefully!

La Meije (3984 m) : All You Need To Know About Climbing



adonisabril (73) in adventure • 6 hours ago



Resteem

When you resteem a post, you are simply sharing it with your followers. There is a little arrow that curls around and points to the right. Simply click that arrow to resteem a post.

partiko

🕒 5 days ago by stellabelle (75)

📈 \$5.34 | 151 votes



Reply

💬 32



Your Steemit Reputation

Your Steemit Reputation is a number that appears right next to your user name. That number starts at 25 when you first join, and can go up or down from there. If people upvote one of your posts, your reputation goes up. If people flag one of your posts, your reputation goes down.

MY FIRST DTUBE VLOG!!! Introductory vlog!



priyanarc (54) ▾ in introduceyourself • 4 hours ago



Ok, now let me share with you the absolute best way to approach Steemit. This is a simple strategy, but a highly effective one.

Steemit Success Strategy

Number one: Make friends with influential Steemians, and build a fan base. That means you upvote, comment, reesteem and basically build friendships. This way you have a receptive audience for your first post.

The most influential Steemians are called "Whales." Whales are Steemians with a large amount of Steem Power. That means their upvote has a lot more power and influence than most Steemian's upvotes.

For example, an upvote from a Whale can be worth \$100. If you receive a vote like this on one of your posts, your post will become more visible and will get much more attention. And your post will be much more profitable.

Identifying Whales

First, we must identify the whales before we can hunt them. It's pretty easy to identify whales as everything on Steemit is recorded and analyzed constantly.

Make sure you follow these whales once you identify them. That way you will see their posts in your feed. And it's a simple way for you to keep them all accessible.

SteemWhales.com will show you the whales with the most Steem Power. The more Steem Power, the more a vote is worth. SteemReports.com will show you the largest vote interactions. Another great way to identify whales.

SteemWhales:

<https://steemwhales.com/?p=1&s=power&p=1&s=power>

SteemReports Largest Interactions:

<http://www.steemreports.com/largest-interactions/>

Hunting Whales

Once we have identified some whales, we want to network and befriend them. That means upvoting, resteeming, and commenting on whale posts. Let's engage with whales. Let's understand them. Let's become friends with them. If a post by a Whale is old, still make a comment. We want to make connections.

But we can take this even further. It's not just Whales we are hunting, we are hunting for any post that helps the community, generates buzz, or makes substantial money.

So let's upvote, resteem, and comment on posts that are making significant money. And let's upvote, resteem, and comment on posts that are bringing significant traffic to Steemit. Traffic is a big deal. It's the lifeblood of Steemit.

It's a good idea to buy at least a little Steem Power. This way your vote also contributes money to the people you are upvoting. Even if it's just a few cents, it will get attention. I go over exactly how to buy Steem Power a little later in this guide.

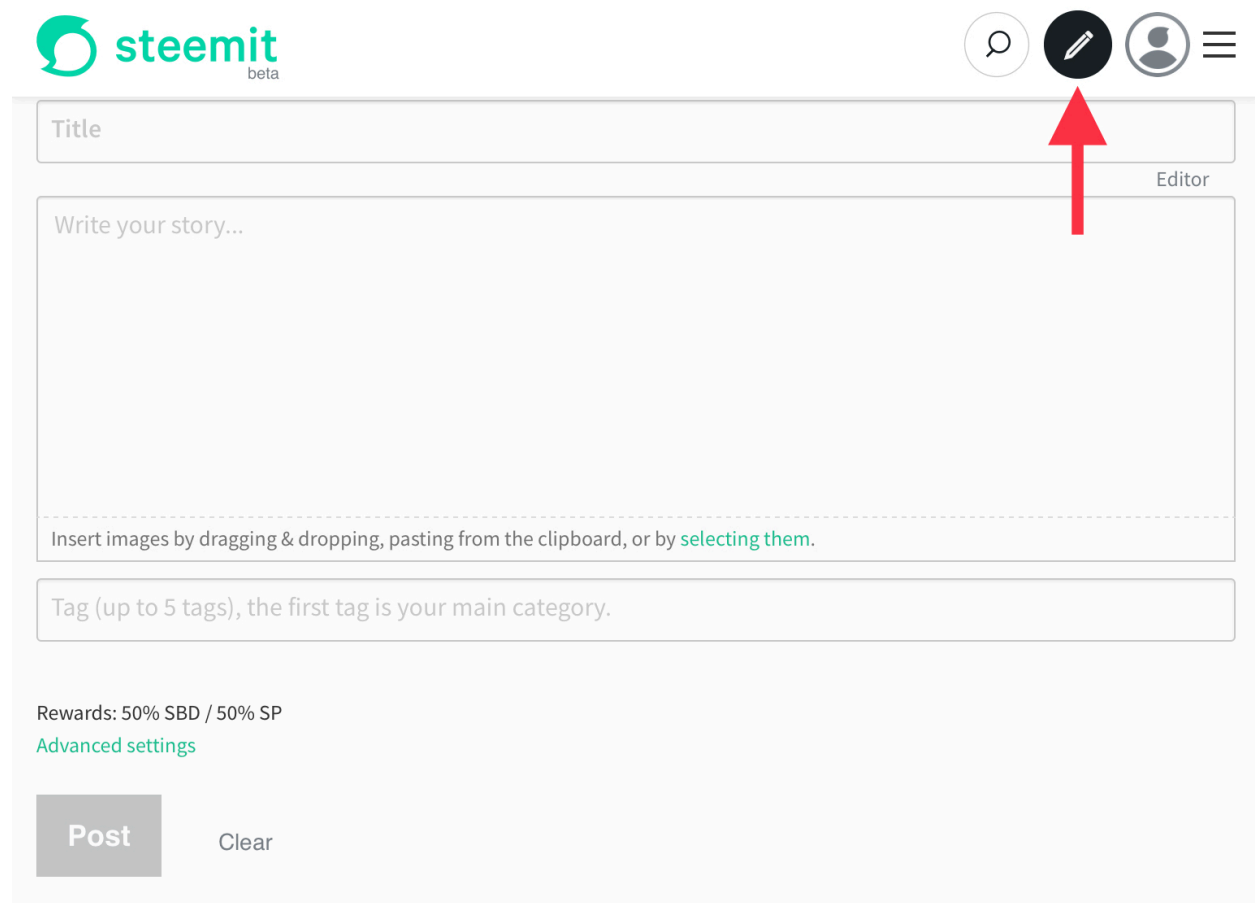
Posting on Steemit

Personal is good. Share your actual life. Photos are personal. Don't use stock photos. Take your own photos. It doesn't matter if you are not a professional photographer. Actual real photos from your life will get attention, and will connect you to the community.

Why did you join Steemit? What are your goals? Who introduced you to Steemit? How do you think Steemit can help you? How can you use Steemit to help others? Share all of these thoughts in your posts.

If you really want to get in good with the Steemit community, share Steemit! Promote Steemit; tell your friends, tell everyone. Help Steemit get more traffic and you will do well as a member of the Steemit community. When Steemit grows, it helps us all.

Let people know in your posts that you are promoting Steemit. Even if you are only sharing Steemit in a small way. Every little bit counts. You want to see the Steemit Community grow, and you want to see it prosper. That means you also will prosper. And the community will really appreciate you.



steemit
beta

Search Edit Profile Menu

Title

Write your story...

Editor

Insert images by dragging & dropping, pasting from the clipboard, or by [selecting them](#).

Tag (up to 5 tags), the first tag is your main category.

Rewards: 50% SBD / 50% SP
[Advanced settings](#)

Post Clear

Introduce Yourself

Your first post is super important. It is going to be a base that you build on. It is going to connect people to you. It is going to gather your fans. It's going to establish the theme of who you are and what you want to achieve on Steemit.

What is Your Theme?

This is very important. Your theme is who you are on Steemit. Let's say you love traveling. Your theme might be: I want to show people that life can be an adventure. People are stuck in the daily grind, but you want to release them from that. You want to inspire. You want to give hope.

Or maybe you just plain love helping people. You give your time, you give your money to people less fortunate than you. Your theme might be: I want to show people how giving to others can give their own lives meaning.

You can see how a strong theme can give you energy and inspire you. It will also give others a big boost of energy and inspiration. So make sure you brainstorm a great theme. Something positive. Something that really motivates you and keeps you going.

When you create your Introduce Yourself post, I recommend you tell everyone who introduced you to Steemit. You can tag them with the '@' sign. Also, you can tag some of the Steemians that you admire. The people you mention will get alerted to your post, and they can have a big effect on how well your post does.

Before making your intro post, I highly recommend you search through Steemit and find posts that are interesting and helpful to you. Upvote those posts, comment, and make connections. Then tag those people in your intro post. The tags will alert people to your post so that you can build relationships and gain upvotes.

How to Introduce Yourself on Steemit:

<https://steemit.com/almost-famous/@teamsteem/hello-steemit-coinmarketcap-com-introduced-me>

Create a Series of Posts

Don't simply create one post on a topic or theme, create an entire series of posts all based on your theme. A series will attract more attention, more followers, and more rewards.

A series of posts will keep people wanting more. And a series will also give you more opportunities to interact with

people in the comments section of your posts. This will allow you to build a lot of momentum.

Promote Your Post

There are two major ways to promote your post on Steemit:

1 - Facebook Steemit Groups

2 - Buying Upvotes

The first method is free. The second method requires Steem Power. You can earn Steem Power by posting and curating posts. You can also buy Steem Power directly.

I recommend you use both of these methods. If you are on a limited budget, use the Facebook groups to promote your posts. This way you can earn Steem, and Steem Power. Once you've earned some Steem Power, you can use it to promote your posts by buying upvotes.

Facebook Steemit Groups

You can learn a lot from these groups. You can also network, and make friends. These groups can have a real effect on how popular your post becomes, and how much money it generates.

I recommend you use all of these groups to promote your post. The power of using all these groups together can give your post that initial push it needs to really get noticed.

Steemit (13,000 Members)

<https://www.facebook.com/groups/1943218435962465/>

Steemit Booster Group (15,000 Members)

<https://www.facebook.com/groups/beautifulkenya/>

We Love Steemit (3,600 Members)

<https://www.facebook.com/groups/welovesteemit/>

Steemit World (7,600 Members)

<https://www.facebook.com/groups/steemitworld/>

Steemit Upvote, Resteem, & Follow for Follow (2,400 Members)

<https://www.facebook.com/groups/601276083250768/>

Steemit Daily Upvote Support (2,800 Members)

<https://www.facebook.com/groups/2088330991183137/>

Steemit Upvote and Follow (1,300 Members)

<https://www.facebook.com/groups/1879550925627089/>

Steemit Promotion (8,100 Members)

<https://www.facebook.com/groups/steemitpromotion/>

Steemit Bloggers (2,500 Members)

<https://www.facebook.com/groups/465820317130772/>

Buying Upvotes

This method requires Steem Power. You earn Steem Power over time as you post, and as you upvote other people's posts and comments. You can also buy Steem Power directly. So let's go over the basics of buying Steem Power.

You'll be using two sites to do this: The first is a place where you can buy Bitcoins with dollars, the second is a place where you can convert Bitcoins into Steem Power. So, sign up for both:

<https://www.coinbase.com/>

<https://blocktrades.us/>

After signing up, you are going to buy some Bitcoin. You will be purchasing using your debit card or credit card.

How to Buy Bitcoin:

https://youtu.be/k9giP_xuwFY

Once you have some Bitcoin, it's very simple to buy some Steem Power.

How to Buy Steem Power:

<https://youtu.be/O52oErVrlIq>

Now that you have your Steem Power, it's time to use the Upvote Bots!

Steem Upvote Bots

Here's where things get really interesting. Anyone can make a profit by using upvote bots. Anyone. It's not difficult. You are just following simple steps.

BUT we need to keep in mind the core mission of Steemit: Quality posts that connect and reward members. Yes, Steemit wants you to be paid. But we must respect the Steemit community by posting quality stuff that helps people.

This really is the miracle of Steemit. You will get paid, your posts will get attention, you will make connections. You are getting paid to help build the Steemit community. This is a beautiful thing.

How do these bots work? You send Steem Dollars to the bot, and the bot upvotes your post for you. The bot usually has much more voting power than you do, and it uses this Voting Power to boost your post much more than you can on your own.

You can almost always make a profit with voting bots. But there are two very important things you must do:

1 - As soon as you post, boost your post with an upvoting bot. This is when the bots will have the strongest effect.

2 - Always check the Voting Power of the voting bot you are using. We want greater than 50%, but the higher the better.

I recommend you start with MinnowBooster. It's easy to use and highly effective.

Boost Your Post with MinnowBooster:

<https://youtu.be/qDU51Opi5rc>

Here's their official site:

<https://www.minnowbooster.net>

Here's all about their whitelist:

<https://steemit.com/minnowbooster/@minnowbooster/minnowbooster-the-whitelist>

Chat with MinnowBooster:

<https://discordapp.com/invite/P482NVe>

Cashing Out

Life is good! You've earned some Steem Dollars, and now you want to turn them into US Dollars. (Or the fiat currency of your choice.) Well, you can send Steem Dollars to Blocktrades.us and instantly turn them into Bitcoin:

<https://youtu.be/J2fQBEY737o>

Once you have Bitcoin, you can send it to Coinbase, and then turn it into US dollars:

<https://steemit.com/steem-help/@sykochica/answering-common-questions-how-do-i-use-coinbase-to-transfer-earnings-to-my-bank-or-buy-crypto-from-it>


There's even a debit card that works directly with Coinbase:

<https://www.shiftpayments.com/card>

All content

Trending

adonisabril (73) in adventure • 7 hours ago
 **La Meije (3984 m) : All You Need To Know About**
La Meije sits at the northern end of the Massif des Écrins
\$219.38 ↑ 259 3

johndennehy (68) in writing • 6 hours ago
 **Illegal: a true story of love, revolution and cross**
I'm a journalist for publications such as The Guardian
\$172.14 ↑ 490 3

steembirds (67) in interview • 12 hours ago

- Feed
- Blog
- Comments
- Replies
- Wallet
- Toggle Night Mode
- Change Password
- Settings
- Logout

Blog Comments Replies Rewards **Wallet** Settings

Balances Permissions Password

BUY STEEM OR STEEM POWER

STEEM [input] STEEM
Tradeable tokens that may be transferred anywhere at anytime.
Steem can be converted to STEEM POWER in a process called powering up.

STEEM POWER [input] STEEM
Influence tokens which give you more control over post payouts and allow you to earn on curation rewards.

STEEM DOLLARS [input]
Tradeable tokens that may be transferred anywhere at anytime.

SAVINGS [input]
Balances subject to 3 day withdraw waiting period.

Estimated Account Value
The estimated value is based on an average value of Steem in US dollars.

- Transfer
- Transfer to Savings
- Market
- Buy
- Sell

If you want to dig deep into exactly how payouts work, go here:

<https://steemit.com/steemit/@shenanigator/the-ultimate-guide-to-steemit-payouts>

Network With Steemians

This is another great way to make connections and learn a ton of important stuff. Making connections will definitely help the popularity of your posts.

Steemians use Discord to chat with each other:

<https://discordapp.com/>

Here's a whole bunch of places to network with your fellow Steemians:

<https://steemit.com/steemit/@aschatria/resources-steemit-discord-server-list-50-steemit-related-discord-servers>

What a Guru Says

This might be the best and most balanced review of Steemit ever written. He explains the good and the bad.

But he also understands the magic and the future of sites like Steemit.

Critical Analysis of Steem, and Why I'm Invested:

<https://youtu.be/6HseuaDMmGo>

<https://steemit.com/steemit/@cryptovestor/critical-analysis-of-steem-and-why-i-m-invested>

Further Help

I hope you can now see the power and potential of these new social networks. They truly are a revolution. I've cut my time on Facebook way back. I really only go on there because of a few stubborn friends that just won't leave!

Should we be paid for our time? The answer is a resounding YES! Once you ask yourself that simple question, you will already know the answer to it. And you will never look back.

And these social media sites are just the beginning. This new model of paying people for their attention is gaining momentum. New sites are launching all the time. This really is the future.

Once people realize that they can be paid for their time and participation, they realize this is the way it always should have been. They will want to be paid from now on. And I completely agree with them.

Best of luck posting and profiting. If you need further help, go ahead and contact me:

paul@bookpumper.com

Thank You and Godspeed!

Paul J Coleman